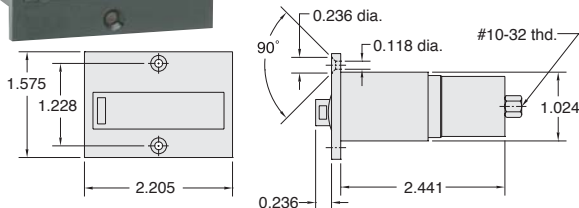


Pneumatic Totalizing Counter



This unit is a 6-digit pneumatic totalizing counter, designed for panel mounting. Its operation is identical to that of the PT-1SM, but in a different physical arrangement. Both units may be reset manually or by a pneumatic impulse. Operating pressure range is extremely wide (30 to 120 psig).



Display: 6 figures, numerals 0.080" to 0.160"

Medium: Filtered compressed air containing no oil

Reset: Manual push button and pneumatic spring return

Input Pressure: 30 to 120 psig

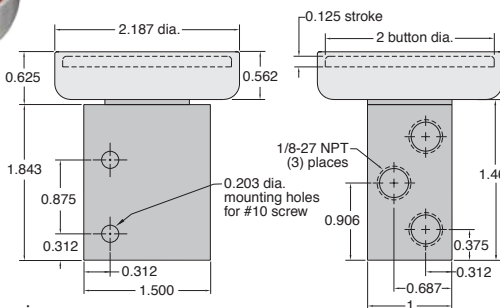
Mounting: Panel mount

Part No.	Description
PT-2PM	Pneumatic Totalizing Counter, 6-Digit

3-Way Poppet Palm Button Valves



3-Way Poppet (MAV-3C) Normally-Closed - Bubble Tight Poppet Cartridge Valve (- replaceable cartridge)



Medium: Air

Stem Travel: 1/8"

Input Pressure: 100 psig max.

Air Flow: 3.5 scfm @150 psig; 6.0 scfm @100 psig

Force to Actuate: 1.75 lb. manual

Ports: 1/8" NPT - exhaust may be muffled or piped away but NOT restricted

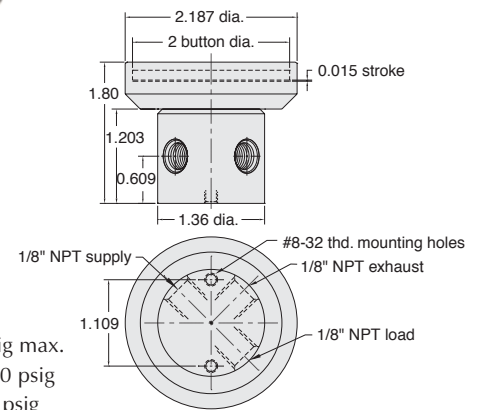
Mounting: Mounting holes provided; optional Bracket Kit #12959 provides additional mounting versatility; valve available with anodized color buttons

Part No.	Description
PB-1-RD	3-Way Poppet Poppet Valve, Red
PB-1-GN	3-Way Poppet Poppet Valve, Green
PB-1-BK	3-Way Poppet Poppet Valve, Black
12959	90° Mounting Bracket Kit (shown below)

Low Force 3-Way Palm Button Valves



3-way low force poppet valve; Normally-Closed; depressing button blocks the sensing port causing rapid valve opening



Medium: Air

Input Pressure: 100 psig max.

Air Flow: 22 scfm @100 psig

Bleed: 0.1 scfm @ 100 psig

Force to Actuate: 1 oz. manual

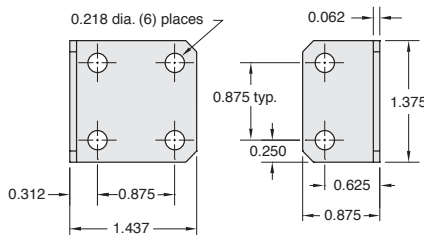
Mounting: Mounting holes provided; optional Bracket Kit #2010-50 provides additional mounting versatility; valve available with anodized color buttons

Part No.	Description
PB-2-RD	Low Force 3-Way Poppet Valve, Red
PB-2-GN	Low Force 3-Way Poppet Valve, Green
PB-2-BK	Low Force 3-Way Poppet Valve, Black
2010-050	Mounting Bracket Kit (shown below)

90° Mounting Bracket



90° angle, heavy duty versatile Mounting Bracket for Clippard palm button valves



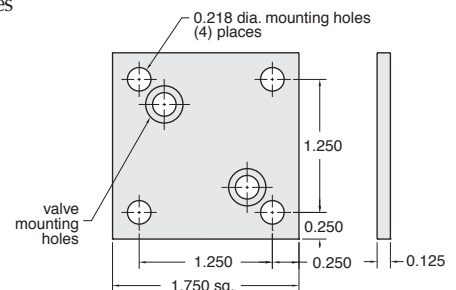
Mounting: Six 7/32" dia. holes on 1/8" centers for attaching valves to bracket
Construction: Stamped from 1/8" thick steel, zinc plated

Part No.	Description
12959	90° Mounting Bracket Kit

Mounting Bracket



Bracket to mount 2010, 2011-1, 2012 and 2013 valves



Black anodized finish, two mounting screws furnished

Part No.	Description
2010-050	Mounting Bracket Kit